

Supplementary Materials for

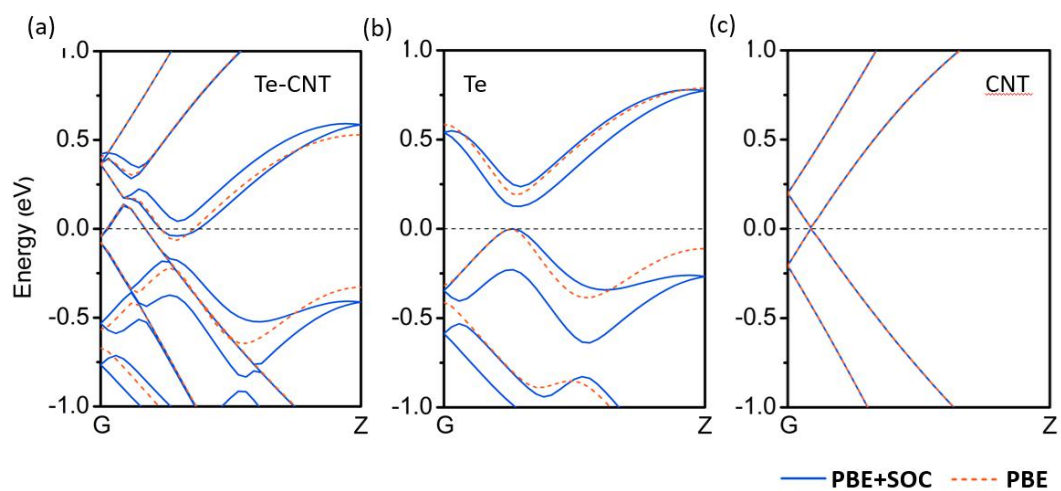
Giant Rashba Splitting of Confined Te Chains in Nanotubes: the Size, Chirality, and Type of Nanotubes

Jie Han¹, Liu Jian Qi², Cong Ma^{1*}, and Wang Gao^{1*}

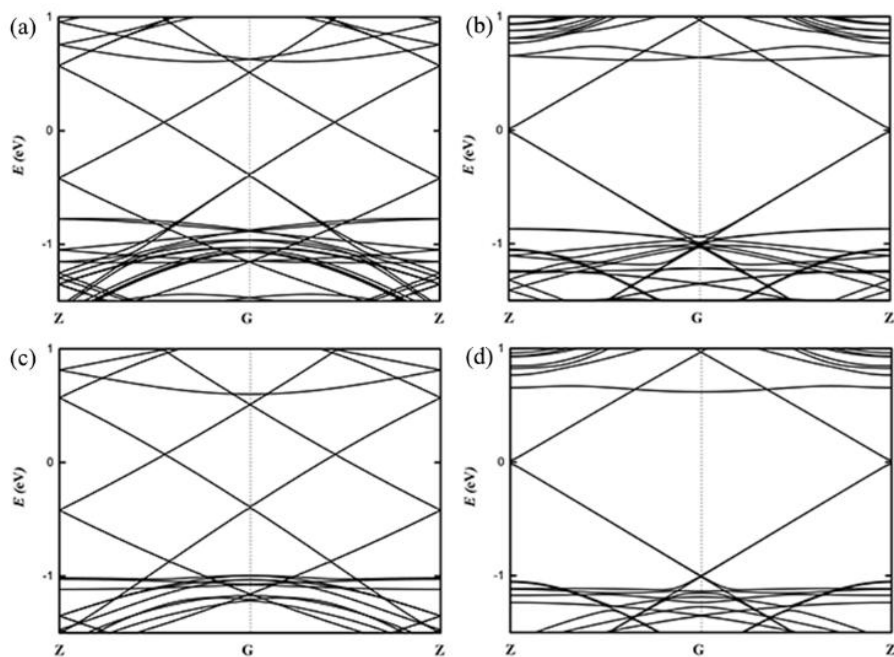
¹Key Laboratory of Automobile Materials, Ministry of Education, Department of Materials Science and Engineering, Jilin University, No.5988 Renmin Road, Changchun 130022, China.

²State Key Laboratory of Applied Optics, Changchun Institute of Optics, Fine Mechanics and Physics, Chinese Academy of Sciences, No.3888 Dong Nanhu Road, Changchun 130033, China

*Corresponding author. Email: wgao@jlu.edu.cn

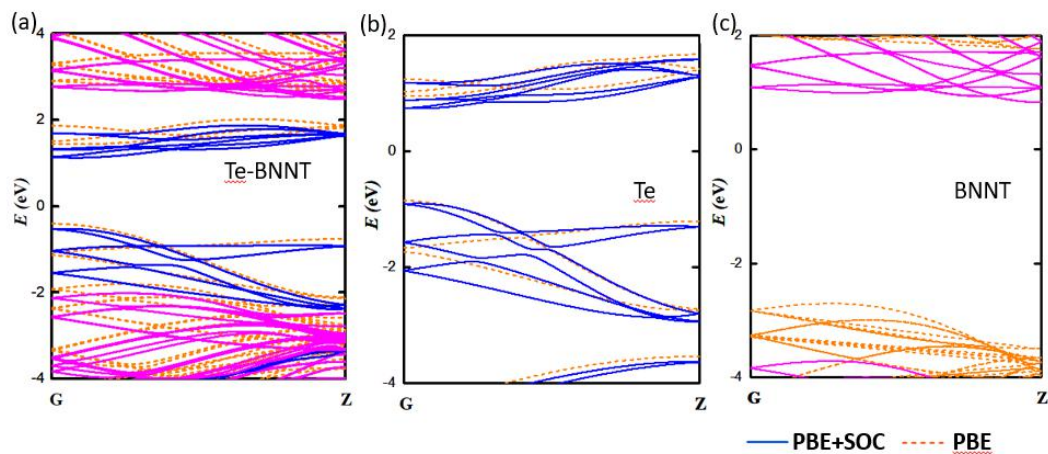


Supplementary Figure 1. The band structures of (a) Te@(6, 6)CNTs with/without SOC, (b) Te with/without SOC, and (c) (6, 6) CNTs with/without SOC.

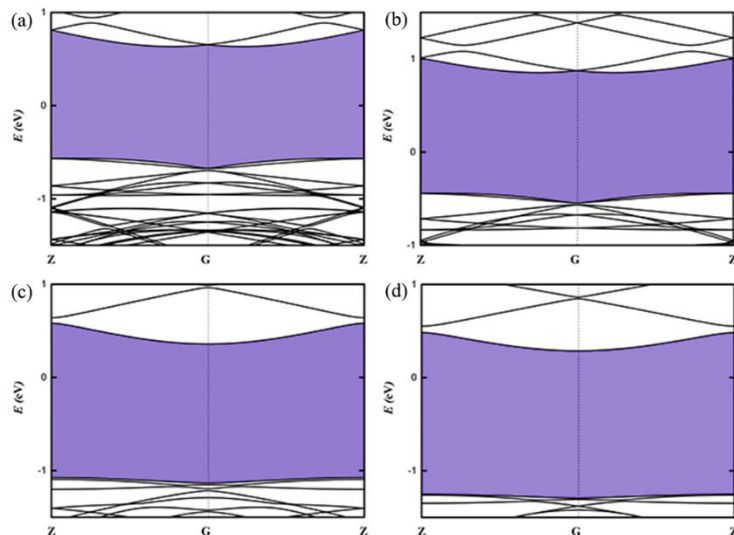


Supplementary Figure 2. The band structures of (a) Te@(7, 7)CNTs with SOC, (b)

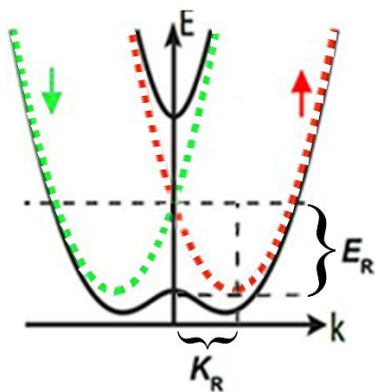
Te@(12, 0)CNTs with SOC, (c) Te@(7, 7)CNTs without SOC, and (d) Te@(12, 0)CNTs without SOC.



Supplementary Figure 3. The band structures of (a) Te@(6, 6)BNNTs with/without SOC, (b) Te with/without SOC, and (c) (6, 6)BNNTs with/without SOC.



Supplementary Figure 4. The band structures of (a) Te@(7, 7)BNNTs with SOC, (b) Te@(12, 0)BNNTs with SOC, (c) Te@(7, 7)BNNTs without SOC, and (d) Te@(12, 0)BNNTs without SOC.



Supplementary Figure 5. The schematic of Rashba splitting.